


ALPHABETTI^{T.M.}
BOOKS | **#2** |
EASY READING SERIES
MIZ KATZ N. RATZ^{T.M.}



Nat's Nine Noses

catsm + **n**

Letters introduced in this book

Alphabetti Book #2

Nat's Nine Noses

Written and illustrated by Miz Katz N. Ratz

Acknowledgments

To all the cats I have had the good fortune to meet.

Copyright © 2015 by Miz Katz N. Ratz
All rights reserved. This book or any portion thereof
may not be reproduced or used in any manner whatsoever
without the express written permission of the publisher
except for the use of brief quotations in a book review.

Produced in the United States of America.

First Edition, 2015


Progressive Phonics LLC
Los Angeles, CA

www.ProgressivePhonics.com

TABLE OF CONTENTS


Quick Start Guide	4
Lesson One, the letter 'n'	6
Nat's Nine Noses , Part 1	10
Lesson Two, letter 'm' vs 'n'.....	21
Nat's Nine Noses , Part 2.....	25
Lesson Three, 'can' + 'cam'.....	31
Nat's Nine Noses , Part 3.....	33
Lesson Four, 'am'.....	45
Nat's Nine Noses , Part 4.....	46

Quick Start Guide




Read the book **WITH** your child. You read the “regular” text, and he/she reads the big, red words, sort of like reading the different parts in a play.

Help your child sound out the words as needed.




Read the book several times. This helps develop the eye muscles and left-to-right reading patterns.

Don't rush it. Body-builders don't train in a day – neither does a child.



And most important of all, **HAVE FUN!**




IMPORTANT!

- Read this book several times (many times if needed) over a time period of one or two weeks.
- At first, children may have difficulty with the letters ‘m’ and ‘n,’ but with practice, this will become easier.
- Don’t expect perfection the first few times you read this book. Repetition, stretched out over time (and not just jammed into a single day), is the key to success.
- Keep it light and fun. Learning a “love of reading” is just as important as learning the alphabet because this is what will carry children through the hundreds of hours of reading that are required to develop true fluency.

Lesson 1

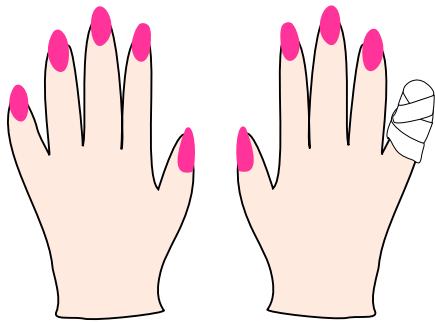
This is the letter 'n' –



The letter 'n' says “-nn- for nose.”
Can you say “-nn- for nose”?



Lesson 1

We use the “-nn-” sound in lots of words, like:



Nine nice nails.

Nick never naps at night.



No noisy noses!

Lesson 1

Show me the pictures that start with the “-nn-” sound.



Answer: Nail, needle, nurse, nose.

Lesson 1


Here is a word we can make with the letter 'n' – can you read it?

nat

Good! Let's start the story...

Nat is a boy's name and is short for the name, Nathaniel. Nat rhymes with cat.

Note: In our Alphabetti books, we don't use ANY uppercase letters in the "big red word," so names are not capitalized. Uppercase letters will be taught later.




1 2 3 4 ~~5~~ 6 7 8 9
☐ ☐ ☐ ☐ ☐ ☐ ☐ ☐ ☐

Most cats have

nine lives, but no,


not **nat**.




nat the cat

has nine noses.

Mathew



Mandy



Moustache




Mark



nat calls the big

noses Mathew, Mandy,


Moustache and Mark



And the little noses

Snort, Sneeze, Snuffle,


Snivel and Sniff.



One day, **nat**
took the nine noses
out for a walk.



They did not run
because no one
likes a runny nose.



As usual, **nat** and
the noses went to all
the smelly places.



A bakery.



A candy store.



A flower shop.





And last, because **nat**
insisted, they went to
the smelliest place of all:
the fish store.

Lesson 2



The letter 'n' is the little brother of the letter 'm' –

m



Meet a
monkey.

n



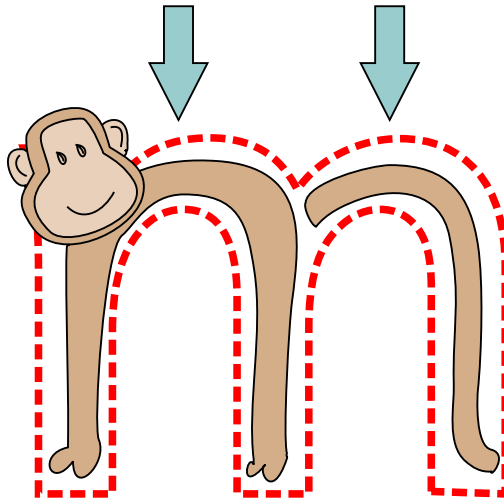
No noisy
noses.

Lesson 2

The letter 'm' has TWO bumps...

The first bump
is the monkey.


The second
bumps is the
monkey's tail.



A monkey always has a tail,
so the letter 'm' always has
two bumps.

Lesson 2

The letter 'n' has ONE bump...



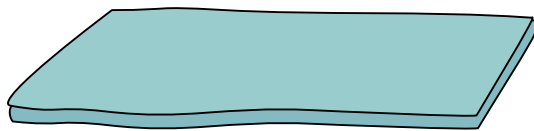

... same for noses. People and animals only have ONE nose, just like the letter 'n' only has ONE bump.


Lesson 2

Can you read these two words?

mat
nat

Now show me which word goes
with which picture.







nat stood on the
mat in front of the
fish store and breathed
in the lovely smell.



“Let’s go inside!” said
nat, wiping his feet
on the **mat**.




“Ewwwww!” said
the noses.



“Aw, come on, guys,”
said **nat** on the
mat. “It will be
fun!”



But the noses stood
far away from the
mat and shook
their little heads.



“Fine!” said **nat**
on the **mat**. “I will
go in all by myself.
Be good!”

Lesson 3

The letter 'n' can also go at the end of words, like in the word 'can' –

can





Lesson 3

Show me which word goes with which picture.


can

cat






While **nat** was in
the fish shop, the nine
noses had a meeting.



Moustache, the eldest nose, said, “Listen up, everyone. **can** you keep a secret?”



“We **can!** We
can!” squealed
all the little noses.




“Good,” said Moustache,
“because today is a
birthday...”



“Aaachoo!” said little

Sneeze. “**can** I

have a birthday?”




“Of course you **can**,”
said Moustache, but not
today – today we say
Happy Birthday to **nat**.”



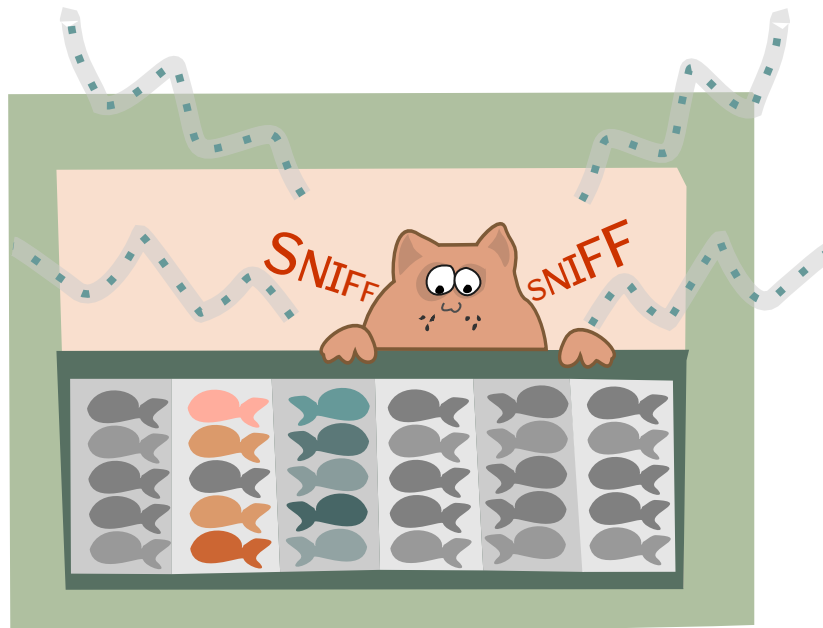
“**can** we buy him
a present?” said
Snort.



“I wish we could,” said
Moustache, “but we
don’t have any money.”




“So what **can**
we do?” said
Snuffle.



Through the window,
Moustache could see
nat sniffing the fat
fishes in their baskets.



“I think I have an idea,” said
Moustache. “When **nat**
comes out of the store, keep
him busy. **can** you do that?”



“Yes, we **can!**”



said the noses.

Lesson 4


Here is another word we can make with the letters we know:

am


I am a dog.



I am happy.




When **nat** came out
of the fish shop, he
stood on the **mat**
and counted the noses.




“Oh, no!” said **nat**.

“Someone is missing!”



nat pulled a long
piece of paper from
his pocket. “Mandy –
are you here?”




“Yes, I **am** here!”



“Good. Now,
Mathew – are
you here?”




“Yes, I **am!**”



“Sniff?”




All the noses sniffed.




“Stop being silly!” said
nat. “Sneeze?”



All the noses sneezed.



“Aaaah!” **nat sat**
on the **mat**. “This is
going nowhere!”



Just then, Moustache
ran around the corner,
holding a big bunch
of balloons...




...and all the noses
started to sing.


Optional:

To see what the noses sounded like, let's hold our noses and sing the Birthday song.

(As you sing, "send" the sound through your nose to make it as nasal as possible.)




Moustache gave the balloons to **nat**. “They are special,” said Moustache. “I filled them with air from the fish shop!”




“Oh, wow!” said **nat**.

“I **am** so happy.

Thanks, guys. This is
the best birthday ever!”



When they got home,
nat popped one of the
balloons, and the scent of
fresh fish filled the room.



“Aaaaaaaah!” said
nat.



“Ewwwww!” said
the noses.

THE END